

Jackson County Intermediate School District  
 General Fund  
 For Fiscal Year Ending June 30, 2008

	<b>2006</b>	<b>2007</b>	<b>2008</b>
	<b>AUDITED</b>	<b>AMENDED</b>	<b>PROPOSED</b>
LOCAL REVENUE	2,100,104	2,243,348	2,147,408
INTERMEDIATE SOURCES	-	-	-
STATE SOURCES	3,178,380	3,293,160	3,189,134
FEDERAL SOURCES	325,110	769,752	734,440
TRANSFERS IN	2,560,029	1,667,664	1,767,664
<b>TOTAL REVENUE</b>	<b>8,163,623</b>	<b>7,973,924</b>	<b>7,838,646</b>
INSTRUCTION/BASIC PROGRAMS	2,551	-	-
ADULT & CONTINUING ED	-	12,800	12,800
ADDED NEEDS	-	-	-
PUPIL SUPPORT	193,696	209,823	199,753
INSTRUCTIONAL SUPPORT	2,608,109	2,953,454	2,904,193
GENERAL ADMINISTRATION	813,706	614,847	593,867
SCHOOL ADMINISTRATION	-	-	-
BUSINESS SERVICES	982,029	1,057,540	1,090,792
OPERATION & MAINTENANCE	546,461	691,239	673,985
TRANSPORTATION	-	-	-
CENTRAL SERVICES	1,331,493	1,365,803	1,392,898
COMMUNITY SERVICES	15,678	50,050	20,038
TRANSFERS OUT	2,387,595	1,361,461	1,329,311
<b>TOTAL EXPENDITURES</b>	<b>8,881,318</b>	<b>8,317,017</b>	<b>8,217,638</b>
<b>SURPLUS/(DEFICIT)</b>	<b>(717,696)</b>	<b>(343,093)</b>	<b>(378,992)</b>
BEGINNING FUND BALANCE	2,438,573	1,720,877	1,377,784
<b>ENDING FUND BALANCE</b>	<b>1,720,877</b>	<b>1,377,784</b>	<b>872,793</b>

Jackson County Intermediate School District  
Special Education Fund  
For Fiscal Year Ending June 30, 2008

	<b>2006</b>	<b>2007</b>	<b>2008</b>
	<b>AUDITED</b>	<b>AMENDED</b>	<b>PROPOSED</b>
LOCAL REVENUE	23,330,444	24,685,208	25,726,966
INTERMEDIATE SOURCES	-	-	-
STATE SOURCES	7,021,902	7,463,551	7,513,551
FEDERAL SOURCES	5,894,470	5,907,505	5,907,505
TRANSFERS IN	761,848	-	-
<b>TOTAL REVENUE</b>	<b>37,008,664</b>	<b>38,056,264</b>	<b>39,148,022</b>
INSTRUCTION/BASIC PROGRAMS	-	-	-
ADULT & CONTINUING ED	-	-	-
ADDED NEEDS	7,732,733	7,708,486	7,944,735
PUPIL SUPPORT	9,722,588	9,940,135	10,161,825
INSTRUCTIONAL SUPPORT	956,861	1,069,471	1,090,439
GENERAL ADMINISTRATION	681,546	663,981	623,896
SCHOOL ADMINISTRATION	298,122	331,903	339,465
BUSINESS SERVICES	159,497	93,591	95,529
OPERATION & MAINTENANCE	641,883	588,415	598,481
TRANSPORTATION	2,474,635	2,538,137	2,819,222
CENTRAL SERVICES	215,817	223,037	224,369
COMMUNITY SERVICES	-	-	-
TRANSFERS OUT	14,352,663	14,597,841	15,163,123
<b>TOTAL EXPENDITURES</b>	<b>37,236,346</b>	<b>37,754,997</b>	<b>39,061,083</b>
<b>SURPLUS/(DEFICIT)</b>	<b>(227,682)</b>	<b>301,267</b>	<b>86,939</b>
BEGINNING FUND BALANCE	1,039,605	811,923	1,113,190
<b>ENDING FUND BALANCE</b>	<b>811,923</b>	<b>1,113,190</b>	<b>1,295,129</b>

Jackson County Intermediate School District  
Career & Technical Education Fund  
For Fiscal Year Ending June 30, 2008

	<b>2006</b>	<b>2007</b>	<b>2008</b>
	<b>AUDITED</b>	<b>AMENDED</b>	<b>PROPOSED</b>
LOCAL REVENUE	9,019,285	9,801,753	9,849,092
INTERMEDIATE SOURCES	-	-	-
STATE SOURCES	1,324,200	1,377,086	1,337,886
FEDERAL SOURCES	350,316	359,607	359,607
TRANSFERS IN	-	-	-
<b>TOTAL REVENUE</b>	<b>10,693,801</b>	<b>11,538,446</b>	<b>11,546,585</b>
INSTRUCTION/BASIC PROGRAMS	-	-	-
ADULT & CONTINUING ED	222,661	242,785	261,813
ADDED NEEDS	5,484,987	6,340,361	6,045,075
PUPIL SUPPORT	897,012	991,483	1,024,500
INSTRUCTIONAL SUPPORT	481,985	624,591	789,184
GENERAL ADMINISTRATION	301,016	231,821	217,799
SCHOOL ADMINISTRATION	655,411	666,726	559,263
BUSINESS SERVICES	1,483	1,200	1,200
OPERATION & MAINTENANCE	967,838	1,109,374	1,169,689
TRANSPORTATION	76,874	61,018	72,035
CENTRAL SERVICES	450,975	627,583	615,304
COMMUNITY SERVICES	-	-	-
TRANSFERS OUT	1,728,551	1,320,000	1,430,000
<b>TOTAL EXPENDITURES</b>	<b>11,268,793</b>	<b>12,216,942</b>	<b>12,185,862</b>
<b>SURPLUS/(DEFICIT)</b>	<b>(574,992)</b>	<b>(678,496)</b>	<b>(639,277)</b>
BEGINNING FUND BALANCE	4,034,623	3,459,631	2,781,135
<b>ENDING FUND BALANCE</b>	<b>3,459,631</b>	<b>2,781,135</b>	<b>2,141,858</b>

Jackson County Intermediate School District  
Training Agency Association of Michigan T.A.A.M. Fund  
For Fiscal Year Ending June 30, 2008

	<b>2006</b>	<b>2007</b>	<b>2008</b>
	<b>AUDITED</b>	<b>AMENDED</b>	<b>PROPOSED</b>
LOCAL REVENUE	31,615	30,000	30,000
STATE SOURCES	72,246	80,000	75,000
<b>TOTAL REVENUE</b>	<b>103,861</b>	<b>110,000</b>	<b>105,000</b>
TRANSPORTATION	71,677	100,000	85,000
<b>TOTAL EXPENDITURES</b>	<b>71,677</b>	<b>100,000</b>	<b>85,000</b>
<b>SURPLUS/(DEFICIT)</b>	<b>32,184</b>	<b>10,000</b>	<b>20,000</b>
BEGINNING FUND BALANCE	263,504	280,504	290,504
<b>ENDING FUND BALANCE</b>	<b>295,688</b>	<b>290,504</b>	<b>310,504</b>

**JACKSON COUNTY ISD****General Appropriations Resolution - General Fund**

For Fiscal Year Ending June 30, 2008

	2006 AUDITED	2007 AMENDED	2008 PROPOSED
LOCAL REVENUE	2,100,104	2,243,348	2,147,408
INTERMEDIATE SOURCES	-	-	-
STATE SOURCES	3,178,380	3,293,160	3,189,134
FEDERAL SOURCES	325,110	769,752	734,440
TRANSFERS IN	<u>2,560,029</u>	<u>1,667,664</u>	<u>1,767,664</u>
TOTAL REVENUE	<u>8,163,623</u>	<u>7,973,924</u>	<u>7,838,646</u>
INSTRUCTION/BASIC PROGRAMS	2,551	-	-
ADULT & CONTINUING ED	-	12,800	12,800
ADDED NEEDS	-	-	-
PUPIL SUPPORT	193,696	209,823	199,753
INSTRUCTIONAL SUPPORT	2,608,109	2,953,454	2,904,193
GENERAL ADMINISTRATION	813,706	614,847	593,867
SCHOOL ADMINISTRATION	-	-	-
BUSINESS SERVICES	982,029	1,057,540	1,090,792
OPERATION & MAINTENANCE	546,461	691,239	673,985
TRANSPORTATION	-	-	-
CENTRAL SERVICES	1,331,493	1,365,803	1,392,898
COMMUNITY SERVICES	15,678	50,050	20,038
TRANSFERS OUT	<u>2,387,595</u>	<u>1,361,461</u>	<u>1,329,311</u>
TOTAL EXPENDITURES	<u>8,881,318</u>	<u>8,317,017</u>	<u>8,217,638</u>
SURPLUS/(DEFICIT)	(717,696)	(343,093)	(378,992)
BEGINNING FUND BALANCE	<u>2,438,573</u>	<u>1,720,877</u>	<u>1,377,784</u>
ENDING FUND BALANCE	1,720,877	1,377,784	872,793

**JACKSON COUNTY ISD****General Appropriations Resolution - Special Education Fund**

For Fiscal Year Ending June 30, 2008

	2006 AUDITED	2007 AMENDED	2008 PROPOSED
--	-----------------	-----------------	------------------

<b>LOCAL REVENUE</b>	<b>23,330,444</b>	<b>24,685,208</b>	<b>25,726,966</b>
<b>INTERMEDIATE SOURCES</b>	<b>-</b>	<b>-</b>	<b>-</b>
<b>STATE SOURCES</b>	<b>7,021,902</b>	<b>7,463,551</b>	<b>7,513,551</b>
<b>FEDERAL SOURCES</b>	<b>5,894,470</b>	<b>5,907,505</b>	<b>5,907,505</b>
<b>TRANSFERS IN</b>	<b>761,848</b>	<b>-</b>	<b>-</b>
<b>TOTAL REVENUE</b>	<b><u>37,008,664</u></b>	<b><u>38,056,264</u></b>	<b><u>39,148,022</u></b>
<b>INSTRUCTION/BASIC PROGRAMS</b>	<b>-</b>	<b>-</b>	<b>-</b>
<b>ADULT &amp; CONTINUING ED</b>	<b>-</b>	<b>-</b>	<b>-</b>
<b>ADDED NEEDS</b>	<b>7,732,733</b>	<b>7,708,486</b>	<b>7,944,735</b>
<b>PUPIL SUPPORT</b>	<b>9,722,588</b>	<b>9,940,135</b>	<b>10,161,825</b>
<b>INSTRUCTIONAL SUPPORT</b>	<b>956,861</b>	<b>1,069,471</b>	<b>1,090,439</b>
<b>GENERAL ADMINISTRATION</b>	<b>681,546</b>	<b>663,981</b>	<b>623,896</b>
<b>SCHOOL ADMINISTRATION</b>	<b>298,122</b>	<b>331,903</b>	<b>339,465</b>
<b>BUSINESS SERVICES</b>	<b>159,497</b>	<b>93,591</b>	<b>95,529</b>
<b>OPERATION &amp; MAINTENANCE</b>	<b>641,883</b>	<b>588,415</b>	<b>598,481</b>
<b>TRANSPORTATION</b>	<b>2,474,635</b>	<b>2,538,137</b>	<b>2,819,222</b>
<b>CENTRAL SERVICES</b>	<b>215,817</b>	<b>223,037</b>	<b>224,369</b>
<b>COMMUNITY SERVICES</b>	<b>-</b>	<b>-</b>	<b>-</b>
<b>TRANSFERS OUT</b>	<b><u>14,352,663</u></b>	<b><u>14,597,841</u></b>	<b><u>15,163,123</u></b>
<b>TOTAL EXPENDITURES</b>	<b><u>37,236,346</u></b>	<b><u>37,754,997</u></b>	<b><u>39,061,083</u></b>
<b>SURPLUS/(DEFICIT)</b>	<b>(227,682)</b>	<b>301,267</b>	<b>86,939</b>
<b>BEGINNING FUND BALANCE</b>	<b><u>1,039,605</u></b>	<b><u>811,923</u></b>	<b><u>1,113,190</u></b>
<b>ENDING FUND BALANCE</b>	<b>811,923</b>	<b>1,113,190</b>	<b>1,295,129</b>


## **JACKSON COUNTY ISD**

### **General Appropriations Resolution - Career & Tech Ed Fund**


**For Fiscal Year Ending June 30, 2008**


	<b>2006</b>	<b>2007</b>	<b>2008</b>
	<b>AUDITED</b>	<b>AMENDED</b>	<b>PROPOSED</b>
<b>LOCAL REVENUE</b>	<b>9,019,285</b>	<b>9,801,753</b>	<b>9,849,092</b>
<b>INTERMEDIATE SOURCES</b>	<b>-</b>	<b>-</b>	<b>-</b>
<b>STATE SOURCES</b>	<b>1,324,200</b>	<b>1,377,086</b>	<b>1,337,886</b>
<b>FEDERAL SOURCES</b>	<b>350,316</b>	<b>359,607</b>	<b>359,607</b>
<b>TRANSFERS IN</b>	<b><u>-</u></b>	<b><u>-</u></b>	<b><u>-</u></b>


<b>TOTAL REVENUE</b>	<b><u>10,693,801</u></b>	<b><u>11,538,446</u></b>	<b><u>11,546,585</u></b>
<b>INSTRUCTION/BASIC PROGRAMS</b>	-	-	-
<b>ADULT &amp; CONTINUING ED</b>	222,661	242,785	261,813
<b>ADDED NEEDS</b>	5,484,987	6,340,361	6,045,075
<b>PUPIL SUPPORT</b>	897,012	991,483	1,024,500
<b>INSTRUCTIONAL SUPPORT</b>	481,985	624,591	789,184
<b>GENERAL ADMINISTRATION</b>	301,016	231,821	217,799
<b>SCHOOL ADMINISTRATION</b>	655,411	666,726	559,263
<b>BUSINESS SERVICES</b>	1,483	1,200	1,200
<b>OPERATION &amp; MAINTENANCE</b>	967,838	1,109,374	1,169,689
<b>TRANSPORTATION</b>	76,874	61,018	72,035
<b>CENTRAL SERVICES</b>	450,975	627,583	615,304
<b>COMMUNITY SERVICES</b>	-	-	-
<b>TRANSFERS OUT</b>	<u>1,728,551</u>	<u>1,320,000</u>	<u>1,430,000</u>
<b>TOTAL EXPENDITURES</b>	<b><u>11,268,793</u></b>	<b><u>12,216,942</u></b>	<b><u>12,185,862</u></b>
<b>SURPLUS/(DEFICIT)</b>	<b>(574,992)</b>	<b>(678,496)</b>	<b>(639,277)</b>
<b>BEGINNING FUND BALANCE</b>	<u>4,034,623</u>	<u>3,459,631</u>	<u>2,781,135</u>
<b>ENDING FUND BALANCE</b>	<b>3,459,631</b>	<b>2,781,135</b>	<b>2,141,858</b>











(April)

2,247,408

-

3,089,134

734,440

2,283,664

8,354,646

-

12,800

-

217,352

2,826,052

892,665

-

1,076,146

742,070

-

1,393,453

20,049

1,465,311

8,645,898

(291,252)

1,393,897

1,102,645

(April)

25,726,966

-

7,513,551

5,907,505

-

39,148,022

-

-

8,020,142

10,265,703

1,100,673

626,297

342,367

96,230

602,138

2,691,339

225,128

-

15,059,464

39,029,480

118,542

1,063,666

1,182,208

(April)

9,849,092

-

1,377,086

359,607

-

11,585,785

-

264,222

6,172,829

1,027,266

793,781

221,056

556,022

1,200

1,123,330

76,163

634,252

-

2,200,000

13,070,121

(1,484,336)

3,834,191

2,349,855