

**MICHIGAN DEPARTMENT OF COMMUNITY HEALTH  
BUREAU OF FAMILY, MATERNAL AND CHILD HEALTH  
DIVISION OF FAMILY & COMMUNITY HEALTH  
ADOLESCENT & SCHOOL HEALTH UNIT**

**CHILD & ADOLESCENT HEALTH CENTER REPORT  
JANUARY 1, 2007 - DECEMBER 31, 2007**

**BACKGROUND:**

This report summarizes the activities and funding sources of the 45 clinical Child & Adolescent Health Centers (CAHCs) which received state funding in calendar year (CY) 2007. Thirty-six of the CAHCs are school-based (located within a school building) and nine are community-based (locations easily accessible to teens). The clinical health center model provides on-site comprehensive primary health care, behavioral health services, health promotion/disease prevention education, and referral services to children 5-10 years of age or youth 10-21 years of age. Over the past few years, the number of clinical health centers receiving state funding has doubled due to the State's ability to access federal matching resources. This expansion has resulted in an unprecedented number of children and youth served by this critical safety net program.

This report also summarizes data based on services provided by the twelve non-clinical adolescent health centers. Non-clinical centers provide health services based on the needs of teens in their local jurisdiction. They deliver a variety of services, including limited clinical care, individual health screening, case finding and referral, as well as health education and risk reduction information. The number of non-clinical centers receiving state funding has also increased as has the number of youth served through this delivery model.

**2007 HIGHLIGHTS:**

Key highlights noted in review of the calendar year 2007 data are as follows:

- The total number of children and adolescents receiving services through the 45 clinical health centers was 34,870, which represents a 20% increase over the past year.
- The total number of all health services provided to children and adolescents in clinical centers was 130,828, representing an almost 15% increase in services provided over the past year.
- Clinical health centers provided 12,382 immunizations and 50,663 general medical services to at-risk kids in Michigan.
- CAHCs enrolled 2,675 children and families in Medicaid and provided over 600,000 Medicaid outreach and public awareness activities to eligible families in Michigan.
- Over 27,246 youth received individual risk reduction and health promotion services.
- Approximately 66% of services were provided to youth of color during 2007. Forty-three percent of children and youth that received services in the clinical health centers were African-American.
- Males comprised approximately 42% of the total users.
- Youth under 16 years of age represented 55% of all users, with 19,089 teens/children under 16 receiving services.
- Approximately 199,854 children and adolescents received health information and education in 5,841 sessions conducted by clinical child & adolescent health center staff.
- The twelve non-clinical adolescent health center sites provided a total of 2,908 educational sessions, reaching 67,527 teens.
- The non-clinical health centers provided 10,577 services and 4,208 referrals to youth in CY 2007.

MICHIGAN DEPARTMENT OF COMMUNITY HEALTH  
 BUREAU OF FAMILY, MATERNAL AND CHILD HEALTH - ADOLESCENT HEALTH  
 CHILD & ADOLESCENT HEALTH CENTER SERVICE DATA SUMMARY  
 JANUARY 1, 2007 - DECEMBER 31, 2007

**TABLE 1**  
10/15/2008

TEEN HEALTH CENTERS	DATE CENTER OPENED	NUMBER OF USERS	NUMBER OF VISITS	NUMBER OF SERVICES	NUMBER OF REFERRALS
ACCESS	MAY 1990	1,820	1,915	1,914	74
Alcona Community Schools	APR 2006	379	698	747	23
Baldwin Family Health Care - THC	JAN 1986	439	1,245	2,739	123
Berrien – Benton Harbor	JAN. 1987	708	1,283	1,872	128
Calhoun – Battle Creek	AUG. 1995	664	1,462	3,135	256
Center For Family Health-Northeast Elementary	JULY 2005	1,140	2,889	3,402	57
Center For Family Health – Parkside Middle	APR 2006	899	2,080	4,708	70
CHASS – Western International	JAN 2001	513	1,441	1,838	317
Children’s Hospital – Redford THC	FEB 1997	414	860	2,426	130
Chippewa CHD – Sault MS/HS	MAY 2006	856	3,113	4,067	56
Detroit – Northwestern	MAY 1988	271	399	680	145
Detroit Community Health Connection	MAR 2007	278	533	1,390	41
Downriver – New Haven	JAN. 1988	841	2,463	3,992	26
Family Health Center - Edison	APR 2005	315	1,566	1,920	23
Genesys – Waterford Alt HS	OCT 2005	371	1,555	2,148	51
Grand Rapids – Creston	DEC 2005	1,554	2,676	2,680	66
Grand Rapids – Ottawa Hills	DEC 2005	1,252	2,321	2,203	33
Grand Rapids – Union	AUG. 2000	961	3,221	4,020	54
Grand Traverse	MAR 2006	1,026	2,056	2,884	126
Health Delivery, Inc – Saginaw HS	APR 2006	720	2,100	3,752	544
Henry Ford – Fitzgerald	FEB. 1989	749	1,740	2,418	19
Henry Ford – Hutchins	SEPT. 1991	396	790	751	11
Henry Ford - Weber	AUG. 2005	482	1,348	1,651	48
Henry Ford - Youthville	DEC 2005	601	1,068	1,720	57
Health Place 101 – Scarlett MS	APRIL 1996	836	3,329	4,890	91
Health Place 101 – Stone School	OCT. 2003	191	1,193	1,582	45
Ingham – Otto	JAN. 1996	1,616	3,414	4,208	87
Ingham – Willow (Clinical)	OCT 1985	3,266	4,367	11,648	519
Kalkaska Health Center	MAR 2006	596	1,072	2,163	68
Mott – Beecher (Dolan Included)	JAN. 1990	548	1,405	2,333	193
Mott – Northwestern	MAR. 1994	720	1,213	2,311	63
NOMC– Pontiac Central	JAN. 1989	522	1,592	3,428	433
NOMC – Pontiac Northern	JAN. 1995	501	1,376	2,587	168
Northwest MI CHA – School Linked	JULY 2006	527	1,782	3,515	116
Oaklawn - Albion	JULY 2006	354	841	1,286	101
Oakwood – Inkster	JUNE 1989	487	1,209	1,811	178
Oakwood – Lincoln/Jefferson/Barnes	FEB. 1988	592	1,941	2,612	19
Oakwood – Romulus	MAR. 1990	569	1,301	1,402	86
Oakwood – Taylor	MAY 1988	581	910	1,895	233
St. Clair – Port Huron	DEC. 1986	1,448	2,945	3,507	597
St. Johns – Finney THC	FEB. 2001	382	760	1,674	0
St. Johns – Hazel Park--Jardon Webb	OCT 2005	284	1,443	1,454	0
St. Johns – Nolan MS	JAN 1996	308	986	1,664	47
St. Johns –Napolean B. Jordan (Butzel)	APRIL 1996	776	1,081	5,656	50
Van Buren/Cass DHD - Bangor	MAY 2006	477	1,265	1,887	164
Young Adults Health Center (Corner)	MAR. 1981	1,640	6,324	8,258	206
<b>TOTAL</b>		34,870	82,571	130,828	5,942

MICHIGAN DEPARTMENT OF COMMUNITY HEALTH  
 BUREAU OF FAMILY, MATERNAL AND CHILD HEALTH - ADOLESCENT HEALTH  
 CHILD & ADOLESCENT HEALTH CENTER SERVICES - USERS BY AGE SEX, RACE & ETHNICITY  
 JANUARY 1, 2007 - DECEMBER 31, 2007

**TABLE 2**  
10/15/2008

TEEN HEALTH CENTERS	AGE		SEX		RACE						ETHNICITY		DEMOGRAPHIC TOTALS	
	0-15 YRS	16-23 YRS	FEMALE	MALE	WHITE	BLACK	ASIAN	AM IND	MIXED	OTHER	ARABIC	HISPANIC		NON ARA/HIS
ACCESS	1,580	240	816	1,004	140	78	1	1	2	1,598	1,090	18	712	1,820
Alcona Community Schools	0	379	167	212	375	0	0	0	4	0	0	0	379	379
Baldwin Family Health Care - THC	267	172	236	203	251	141	2	0	26	19	0	20	419	439
Berrien – Benton Harbor	201	507	424	284	43	640	0	1	16	8	0	6	702	708
Calhoun – Battle Creek	326	338	347	317	261	244	13	5	50	91	1	33	630	664
Center For Family Health-Northeast Elem.	1,056	84	583	557	809	211	1	4	86	29	0	56	1,084	1,140
Center For Family Health – Parkside MS	651	248	492	407	493	319	1	2	59	25	0	29	870	899
CHASS – Western International	244	269	321	192	22	254	0	5	0	232	0	209	304	513
Children's Hospital – Redford THC	144	270	266	148	7	394	2	0	3	8	0	3	411	414
Chippewa CHD – Sault MS/HS	455	401	438	418	518	7	9	170	0	152	0	0	856	856
Detroit Community Health Connection	80	198	186	92	6	264	0	0	0	8	0	8	270	278
Detroit – Northwestern	145	126	190	81	0	270	0	0	1	0	0	0	271	271
Downriver – New Haven	284	557	542	299	592	91	3	0	37	118	2	146	693	841
Family Health Center - Edison	314	1	164	151	108	171	4	0	28	4	2	37	276	315
Genesys – Waterford Alt HS	343	28	186	185	280	22	4	6	25	34	1	38	332	371
Grand Rapids – Creston	1,012	542	905	649	339	886	4	4	226	95	0	85	1,469	1,554
Grand Rapids – Ottawa Hills	793	459	737	515	37	1,051	5	0	49	110	0	74	1,178	1,252
Grand Rapids – Union	622	339	522	439	406	491	5	5	49	5	1	361	599	961
Grand Traverse	368	658	629	397	967	7	21	5	17	9	0	28	998	1,026
Health Delivery, Inc – Saginaw HS	498	222	376	344	7	664	0	0	0	49	0	20	700	720
Henry Ford – Fitzgerald	346	403	417	332	404	185	17	5	0	138	9	28	712	749
Henry Ford – Hutchins	338	58	197	199	2	353	2	0	0	39	0	8	388	396
Henry Ford - Weber	464	18	242	240	0	441	2	0	0	39	0	0	482	482
Henry Ford - Youthville	291	310	345	256	4	521	2	0	0	74	3	14	584	601
Health Place 101 – Scarlett MS	824	12	457	379	218	345	34	8	35	196	11	68	757	836
Health Place 101 - Stone School	39	152	118	73	39	122	6	1	8	15	2	9	180	191
Ingham – Otto	1,463	153	786	830	347	370	18	8	0	873	39	190	1,387	1,616
Ingham – Willow (Clinical)	534	2,732	2,514	752	737	832	34	5	0	1,658	8	223	3,035	3,266
Kalkaska Health Center	286	310	367	229	509	0	0	0	0	87	0	0	596	596
Mott – Beecher (Dolan Included)	311	237	279	269	53	481	0	0	5	9	0	11	537	548
Mott – Northwestern	347	373	426	294	17	686	0	0	10	7	0	13	707	720
NOMC– Pontiac Central	127	395	316	206	101	394	9	2	16	0	2	57	463	522
NOMC – Pontiac Northern	161	340	329	172	78	382	11	2	24	4	0	48	453	501
Northwest MI CHA – School Linked	330	197	291	236	384	0	0	9	6	128	0	8	519	527
Oaklawn - Albion	157	197	185	169	131	192	1	0	17	13	5	11	338	354
Oakwood – Inkster	239	248	276	211	46	424	7	2	2	6	2	5	480	487
Oakwood – Lincoln/Jefferson/Barnes	546	46	314	278	396	75	6	7	32	76	0	27	565	592
Oakwood – Romulus	274	295	321	248	131	389	7	10	19	13	0	4	565	569
Oakwood – Taylor	111	470	463	118	387	156	6	3	17	12	0	15	566	581
St. Clair – Port Huron	608	840	844	604	1,220	133	9	19	52	15	3	46	1,399	1,448
St. Johns – Finney THC	103	279	243	139	0	382	0	0	0	0	0	0	382	382
St. Johns – Hazel Park--Jardon Webb	157	127	146	138	199	42	0	0	6	37	7	1	276	284
St. Johns – Nolan MS	300	8	133	175	0	308	0	0	0	0	0	0	308	308
St. Johns –Napolean B. Jordan (Butzel)	579	197	402	374	10	766	0	0	0	0	0	0	776	776
Van Buren/Cass DHD - Bangor	315	162	255	222	252	37	5	9	29	145	2	97	378	477
Young Adults Health Center (Corner)	456	1,184	1,243	397	733	788	13	0	75	31	0	31	1,609	1,640
<b>TOTAL</b>	<b>19,089</b>	<b>15,781</b>	<b>20,436</b>	<b>14,434</b>	<b>12,059</b>	<b>15,009</b>	<b>264</b>	<b>298</b>	<b>1,031</b>	<b>6,209</b>	<b>1,190</b>	<b>2,085</b>	<b>31,595</b>	<b>34,870</b>
<b>TOTAL PERCENT</b>	<b>54.7%</b>	<b>45.3%</b>	<b>58.6%</b>	<b>41.4%</b>	<b>34.6%</b>	<b>43.0%</b>	<b>0.8%</b>	<b>0.9%</b>	<b>3.0%</b>	<b>17.8%</b>	<b>3.4%</b>	<b>6.0%</b>	<b>90.6%</b>	<b>100.0%</b>





MICHIGAN DEPARTMENT OF COMMUNITY HEALTH  
 BUREAU OF FAMILY, MATERNAL AND CHILD HEALTH - ADOLESCENT HEALTH  
 CHILD & ADOLESCENT HEALTH CENTER DATA  
 ADOLESCENT HEALTH EDUCATION PRESENTATION SESSIONS AND PARTICIPANTS  
 JANUARY 1, 2007 - DECEMBER 31, 2007

**TABLE 4**  
10/15/2008

TEEN HEALTH CENTERS	CHRONIC DISEASE MANAGEMENT		REPRODUCTIVE HEALTH EDUCATION		HEALTH PROMO. & RISK REDUCT. EDUCATION		IMMUNIZATION EDUCATION		MENTAL HEALTH EDUCATION		PRENATAL AND POSTPARTUM CARE		STD AND HIV PREVENTION EDUCATION		SUBSTANCE ABUSE PREVENTION EDUCATION		GENERAL MEDICAL EDUCATION		MEDICAID OUTREACH INFORMATION		TOTALS	
	Sessions	Participants	Sessions	Participants	Sessions	Participants	Sessions	Participants	Sessions	Participants	Sessions	Participants	Sessions	Participants	Sessions	Participants	Sessions	Participants	Sessions	Participants	Sessions	Participants
ACCESS	4	40	10	125	28	1,200	12	300	12	1,200	12	140	75	1,255	24	800	24	1,000	32	1,900	233	7,960
Alcona Community Schools	0	0	1	180	5	1,640	0	0	1	400	0	0	0	0	0	0	1	400	4	12,260	12	14,880
Baldwin Family Health Care - THC	1	7	2	360	1	250	2	260	3	357	0	0	1	180	2	282	4	680	3	590	19	2,966
Berrien - Benton Harbor	0	0	0	0	2	35	0	0	0	0	0	0	9	758	0	0	0	0	8	273	19	1,066
Calhoun - Battle Creek	0	0	5	120	1	50	0	0	0	0	0	0	0	0	0	1	30	11	15,044	18	15,244	
Center For Family Health-Northeast Elementary	76	5,548	41	14,131	16	1,482	1	500	10	15	0	2	180	15	1,350	95	3,040	70	3,500	326	29,746	
Center For Family Health - Parkside Middle	0	0	1	6	86	703	0	0	0	0	0	0	4	13	14	145	0	0	0	0	105	867
CHASS - Western International	0	0	6	68	18	316	0	0	0	0	0	0	0	0	0	0	0	0	0	0	24	384
Children's Hospital - Redford THC	9	149	5	100	11	271	2	46	13	70	0	0	16	287	0	0	0	0	13	483	69	1,406
Chippewa CHD - Sault MS/HS	1	5	1	13	9	74	2	8	3	20	0	0	0	0	8	66	3	14	0	0	27	200
Detroit Community Health Connection	0	0	0	0	0	0	0	0	0	0	0	0	0	0	0	0	0	0	0	0	0	0
Detroit Northwestern	26	98	21	47	7	30	0	0	23	95	35	64	13	51	9	20	50	192	29	282	213	879
Downriver - New Haven	0	0	6	36	48	402	0	0	77	1,751	0	0	8	8	16	811	0	0	23	254	178	3,262
Family Health Center - Edison	5	43	0	0	0	0	0	0	2	5	0	0	0	0	0	0	10	15	4	67	21	130
Genesys - Waterford Alt HS	0	0	0	0	10	27	0	0	4	24	0	0	0	0	0	0	0	0	22	478	36	529
Grand Rapids - Creston	0	0	0	0	30	349	11	1,454	16	65	0	0	0	0	12	209	1	20	20	3,585	90	5,682
Grand Rapids - Ottawa Hills	0	0	0	0	15	660	6	165	6	25	0	0	0	0	5	95	2	1,030	16	2,292	50	4,267
Grand Rapids - Union	4	4	0	0	117	117	0	0	10	8	0	0	76	76	0	0	0	0	169	180	376	385
Grand Traverse	1	8	3	31	3	32	0	0	1	15	2	20	0	0	20	23	6	104	11	507	47	740
Health Delivery, Inc - Saginaw HS	0	0	2	14	9	39	0	0	0	0	0	0	2	33	0	0	20	294	15	190	48	570
Henry Ford - Fitzgerald	6	52	40	883	65	2,269	0	0	103	1,850	0	0	13	301	26	496	2	280	0	0	255	6,131
Henry Ford - Hutchins	8	62	0	0	56	680	0	0	20	249	0	0	0	0	0	0	1	150	0	0	85	1,141
Henry Ford - Weber	22	517	0	0	42	1,206	0	0	0	0	0	0	7	115	13	178	0	0	0	0	84	2,016
Henry Ford - Youthville	0	0	16	435	7	495	0	0	17	226	0	0	18	819	0	0	0	0	0	0	58	1,975
Health Place 101 - Scarlett MS	0	0	4	255	113	2,931	0	0	82	1,549	0	0	0	0	57	2,349	0	0	0	0	256	7,084
Ingham - Otto	60	100	0	0	60	100	0	0	0	0	0	0	0	0	0	0	0	0	25	1,200	145	1,400
Ingham - Willow (Clinical)	2	300	4	240	13	1,030	0	0	49	79	0	0	5	180	0	0	3	30	24	1,200	100	3,059
Kalkaska Health Center	0	0	0	0	11	25	6	974	0	0	0	0	0	0	7	420	0	0	24	2,727	48	4,146
Mott - Beecher (Dolan Included)	0	0	2	40	20	919	0	0	6	141	0	0	0	0	0	0	0	0	0	0	28	1,100
Mott - Northwestern	0	0	0	0	42	1,463	0	0	21	708	0	0	9	316	15	523	0	0	0	0	87	3,010
NOMC - Pontiac Central	17	289	0	0	28	431	0	0	0	0	8	26	0	0	6	138	0	0	13	281	72	1,165
NOMC - Pontiac Northern	10	234	0	0	22	366	0	0	0	0	6	15	0	0	0	0	0	10	256	48	871	
Northwest MI CHA - School Linked	0	0	1	3	108	6,429	4	342	6	51	0	0	0	9	43	2	62	72	5,799	202	12,729	
Oaklawn - Albion	1	3	5	45	8	138	2	51	0	0	0	0	4	27	0	0	17	414	22	588	59	1,266
Oakwood - Inkster	0	0	0	0	40	1,763	0	0	3	81	0	0	12	1,040	0	0	6	228	17	1,492	78	4,604
Oakwood - Lincoln/Jefferson/Barnes	3	34	0	0	185	3,614	0	0	0	0	0	0	0	0	0	0	0	0	3	34	191	3,682
Oakwood - Romulus	0	0	1	50	63	4,634	0	0	3	3	0	0	6	90	0	0	2	1,825	59	6,454	134	13,056
Oakwood - Taylor	0	0	5	31	42	1,304	0	0	46	1,024	12	18	60	2,357	763	6,433	6	160	203	5,566	1,137	16,893
St. Clair - Port Huron	0	0	89	2,397	4	204	0	0	0	0	0	0	21	504	0	0	0	0	0	0	114	3,105
St. Johns - Finney THC	18	307	0	0	12	228	0	0	17	3,502	0	0	6	257	22	535	0	0	0	0	75	4,829
St. Johns - Hazel Park-Jardon Webb	20	71	0	0	45	732	0	0	56	1,745	0	0	43	869	53	1,438	0	0	1	38	218	4,893
St. Johns - Nolan MS	6	44	0	0	33	819	0	0	32	1,102	0	0	10	203	5	661	0	0	0	0	86	2,829
St. Johns -Napolean B. Jordan (Butzel)	0	0	61	867	12	162	0	0	94	1,428	0	0	6	99	20	403	0	0	0	0	193	2,959
Van Buren/Cass DHD - Bangor	2	0	0	0	9	94	0	0	15	21	0	0	2	23	0	0	0	0	3	45	31	183
Young Adults Health Center (Corner)	0	0	0	0	8	95	0	0	27	580	0	0	9	74	75	874	0	0	27	2,942	146	4,565
<b>TOTAL SESSIONS</b>	<b>302</b>		<b>332</b>		<b>1,464</b>		<b>48</b>		<b>778</b>		<b>75</b>		<b>437</b>		<b>1,196</b>		<b>256</b>		<b>953</b>		<b>5,841</b>	
<b>PERCENT</b>	<b>5.2%</b>		<b>5.7%</b>		<b>25.1%</b>		<b>0.8%</b>		<b>13.3%</b>		<b>1.3%</b>		<b>7.5%</b>		<b>20.5%</b>		<b>4.4%</b>		<b>16.3%</b>		<b>100.0%</b>	
<b>TOTAL PARTICIPANTS</b>		<b>7,915</b>		<b>20,477</b>		<b>39,808</b>		<b>4,100</b>		<b>18,389</b>		<b>283</b>		<b>10,115</b>		<b>18,292</b>		<b>9,968</b>		<b>70,507</b>		<b>199,854</b>
<b>PERCENT</b>		<b>4.0%</b>		<b>10.2%</b>		<b>19.9%</b>		<b>2.1%</b>		<b>9.2%</b>		<b>0.1%</b>		<b>5.1%</b>		<b>9.2%</b>		<b>5.0%</b>		<b>35.3%</b>		<b>100.0%</b>

NOTE: SEE ATTACHMENT "B" FOR DEFINITIONS OF EDUCATIONAL PRESENTATION CATEGORIES

MICHIGAN DEPARTMENT OF COMMUNITY HEALTH  
 BUREAU OF FAMILY, MATERNAL AND CHILD HEALTH - ADOLESCENT HEALTH  
 NON-CLINICAL TEEN HEALTH CENTER DATA  
 SERVICES AND REFERRALS  
 JANUARY 1, 2007 - DECEMBER 31, 2007

TABLE 5  
10/14/2008

NON-CLINICAL TEEN HEALTH CENTERS	CHRONIC DIS. MANAGEMENT		FAMILY PLANNING		HEALTH PROMO. & RISK REDUCT.		IMMUNIZATIONS		MENTAL HEALTH SERV & COUNSEL		PRENATAL & POSTPARTUM CARE		STD DIAGNOSIS & TREATMENT		SUB.ABUSE DIAG. & TREATMENT		GENERAL MEDICAL		MEDICAID OUTREACH		VISION/HEARING TESTING		PREVENTIVE SCREENING		TOTALS		
	Services	Referrals	Services	Referrals	Services	Referrals	Services	Referrals	Services	Referrals	Services	Referrals	Services	Referrals	Services	Referrals	Services	Referrals	Services	Referrals	Services	Referrals	Services	Referrals	Services	Referrals	Services
HACKLEY COMMUNITY CARE CENTER	396	14	1	1	98	9	0	0	13	5	0	0	0	0	3	1	133	6	2	2	798	401	1	1	1,445	440	
HARBOR BEACH COMMUNITY HOSPITAL	0	2	0	3	17	3	0	0	702	15	0	0	0	0	3	0	0	41	0	0	0	6	274	11	996	81	
HENRY FORD HEALTH SYSTEMS	0	0	0	0	392	94	0	0	0	0	0	0	0	0	0	0	16	2	0	0	0	0	0	0	408	96	
INGHAM COUNTY HEALTH DEPARTMENT	0	0	124	124	0	0	0	0	0	0	0	0	0	0	0	0	0	0	0	0	0	0	0	0	124	124	
MARQUETTE COUNTY HEALTH DEPARTMENT	9	11	69	52	824	872	11	10	104	335	10	19	11	7	37	74	459	338	0	0	6	4	238	851	1,778	2,573	
MOTT CHILDREN'S HEALTH CENTER	0	2	5	3	100	0	83	0	51	4	0	1	3	0	2	0	574	94	0	4	0	2	825	2	1,643	112	
NORTHWEST MICHIGAN COMMUNITY HEALTH	0	0	0	0	37	71	0	0	0	0	0	0	0	0	0	0	0	0	0	0	0	0	0	71	37	142	
OAKWOOD HEALTHCARE SYSTEM	0	0	0	0	0	0	0	0	0	0	0	0	0	0	0	0	0	0	0	0	0	0	0	0	0	0	
REGENTS OF UM - STONE HS	89	1	113	21	380	4	49	1	349	7	0	0	165	0	5	0	331	11	23	0	54	2	66	0	1,624	47	
SAGINAW CHD - BRIDGEPORT & THURSTON	5	0	12	5	151	35	1	1	76	21	0	0	6	5	4	3	360	117	124	47	0	0	233	89	972	323	
SAGINAW CHD - BUENA VISTA	24	6	2	1	421	43	4	2	64	16	1	1	7	2	1	2	702	161	11	0	0	0	21	5	1,258	239	
SHIAWASSEE CHD - MIDDLE & HS	35	2	3	0	9	1	0	0	53	1	5	1	3	1	36	0	137	21	9	2	0	0	2	2	292	31	
TOTAL SERVICES	558		329		2,429		148		1,412		16		195		91		2,712		169		858		1,660		10,577		
PERCENT	5.3%		3.1%		23.0%		1.4%		13.3%		0.2%		1.8%		0.9%		25.6%		1.6%		8.1%		15.7%		100.0%		
TOTAL REFERRALS		38		210		1,132		14		404		22		15		80		791		55		415		1,032		4,208	
PERCENT		0.9%		5.0%		26.9%		0.3%		9.6%		0.5%		0.4%		1.9%		18.8%		1.3%		9.9%		24.5%		100.0%	

Note: See Attachment "A" For Definitions of Service and Referral Categories.

MICHIGAN DEPARTMENT OF COMMUNITY HEALTH  
 BUREAU OF FAMILY, MATERNAL AND CHILD HEALTH - ADOLESCENT HEALTH  
 NON-CLINICAL TEEN HEALTH CENTER DATA  
 ADOLESCENT HEALTH EDUCATION PRESENTATION SESSIONS AND PARTICIPANTS  
 JANUARY 1, 2007 - DECEMBER 31, 2007

TABLE 6  
10/14/2008

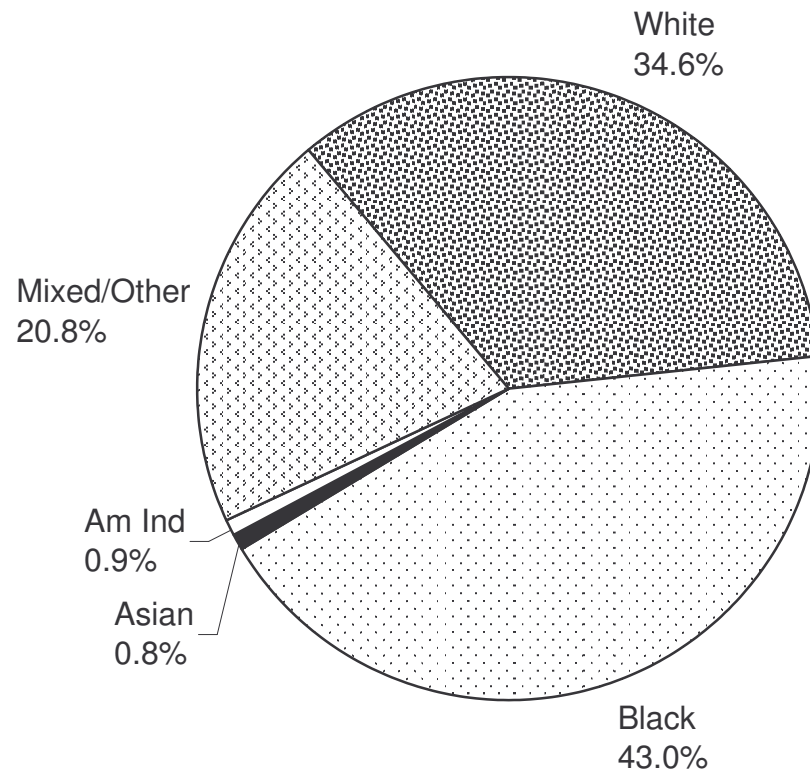
NON-CLINICAL TEEN HEALTH CENTERS	CHRONIC DISEASE MANAGEMENT		REPRODUCTIVE HEALTH EDUCATION		HEALTH PROMO. & RISK REDUCT. EDUCATION		IMMUNIZATION EDUCATION		MENTAL HEALTH EDUCATION		PRENATAL AND POSTPARTUM CARE		STD AND HIV PREVENTION EDUCATION		SUBSTANCE ABUSE PREVENTION EDUCATION		GENERAL MEDICAL EDUCATION		MEDICAID OUTREACH INFORMATION		TOTALS	
	Sessions	Participants	Sessions	Participants	Sessions	Participants	Sessions	Participants	Sessions	Participants	Sessions	Participants	Sessions	Participants	Sessions	Participants	Sessions	Participants	Sessions	Participants	Sessions	Participants
HACKLEY COMMUNITY CARE CENTERS	12	446	10	211	255	6296	0	0	15	132	0	0	11	273	23	853	0	0	25	2378	351	10,589
HARBOR BEACH COMMUNITY HOSPITAL	0	0	4	65	27	726	0	0	31	758	0	0	5	163	61	1,172	0	0	0	0	128	2,884
HENRY FORD HEALTH SYSTEM	0	0	0	0	110	2,138	0	0	0	0	0	0	0	0	0	0	0	0	0	0	110	2,138
INGHAM CHD - WILLOW	0	0	299	5,400	123	3,257	0	0	498	12,285	0	0	73	1,900	137	2,838	0	0	0	0	1,130	25,680
MARQUETTE COUNTY HEALTH DEPARTMENT	0	0	16	1,139	315	6,206	0	0	45	1,339	3	9	0	0	0	0	0	0	0	0	379	8,693
MOTT CHILDREN'S HEALTH CENTER	0	0	21	254	54	1,075	0	0	2	49	0	0	1	50	0	0	10	355	7	304	95	2,087
NW MICHIGAN COMMUNITY HEALTH AGENCY	1	20	2	11	111	834	0	0	0	0	0	0	7	95	26	99	0	0	0	0	147	1,059
OAKWOOD TEEN HEALTH CENTERS	0	0	0	0	33	969	0	0	0	0	0	0	77	2,396	0	0	0	0	72	2,511	182	5,876
REGENTS OF UM - STONE HS	0	0	1	12	8	169	0	0	5	98	0	0	6	156	0	0	1	18	5	294	26	747
SAGINAW CHD - BRIDGEPORT & THURSTON	0	0	6	115	93	2,065	0	0	12	203	0	0	9	215	28	685	2	47	0	0	150	3,330
SAGINAW CHD - BUENA VISTA	0	0	18	368	117	2,647	13	210	6	71	0	0	6	116	1	14	0	0	0	0	161	3,426
SHIAWASSEE COUNTY HEALTH DEPARTMENT	0	0	3	240	29	356	2	32	10	248	1	31	1	24	3	87	0	0	0	0	49	1,018
TOTAL SESSIONS	13		380		1,275		15		624		4		196		279		13		109		2,908	
PERCENT	0.4%		13.1%		43.8%		0.5%		21.5%		0.1%		6.7%		9.6%		0.4%		3.7%		100.0%	
TOTAL PARTICIPANTS		466		7,815		26,738		242		15,183		40		5,388		5,748		420		5,487		67,527
PERCENT		0.7%		11.6%		39.6%		0.4%		22.5%		0.1%		8.0%		8.5%		0.6%		8.1%		100.0%

NOTE: SEE ATTACHMENT "B" FOR DEFINITIONS OF EDUCATIONAL PRESENTATION CATEGORIES



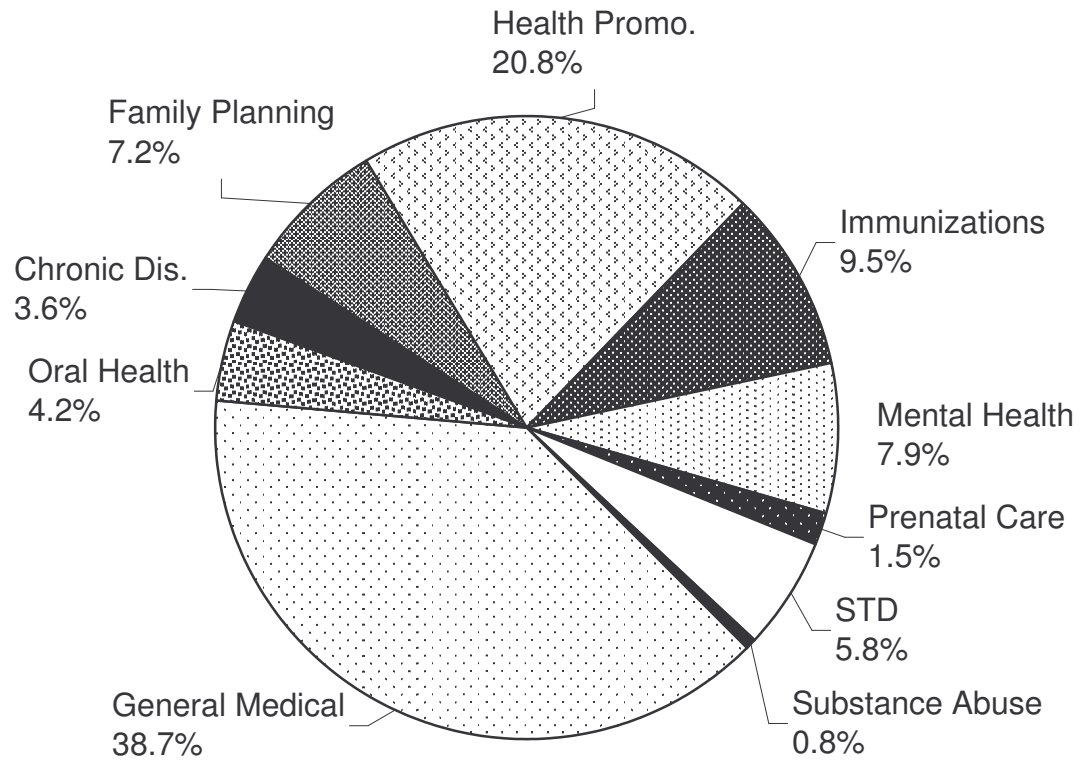
# Clinical Child & Adolescent Health Center Racial Characteristics

Adolescents Served, January through December, 2007



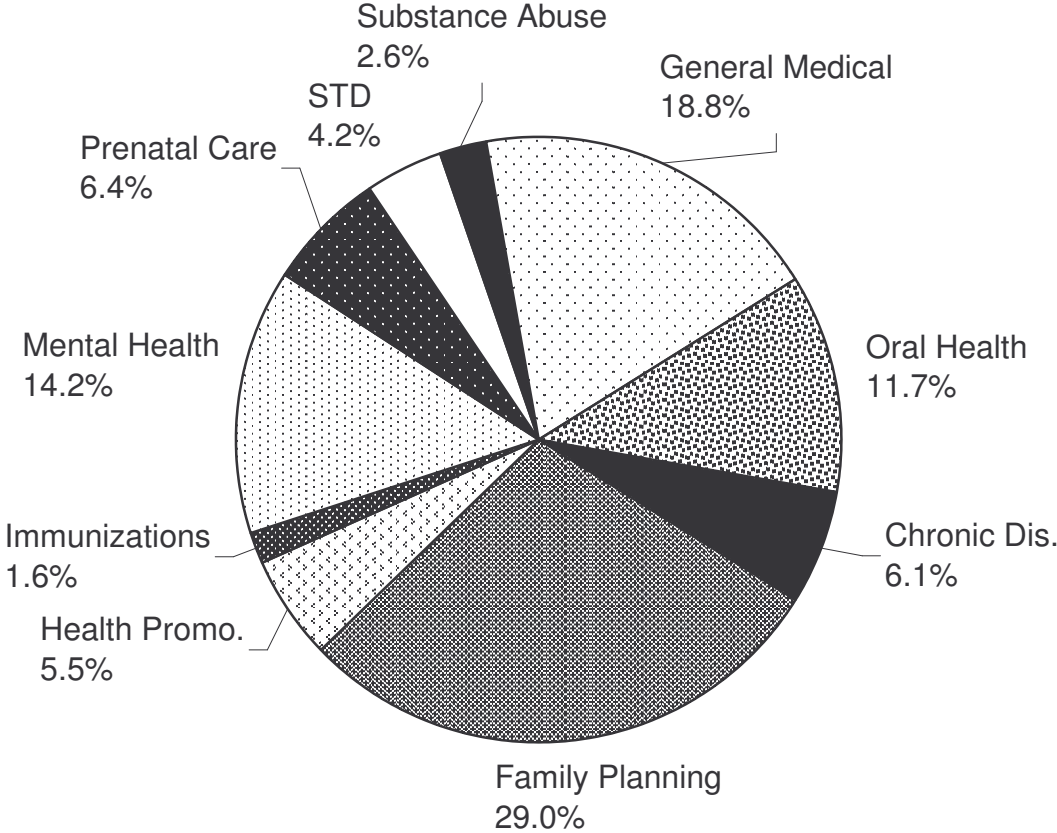
# Clinical Child & Adolescent Health Center Services

January 1, 2007 - December 31, 2007



# Clinical Child & Adolescent Health Center Referrals

January 1, 2007 - December 31, 2007







**MICHIGAN DEPARTMENT OF COMMUNITY HEALTH  
BUREAU OF FAMILY, MATERNAL AND CHILD HEALTH  
DIVISION OF FAMILY AND COMMUNITY HEALTH – CHILD & ADOLESCENT HEALTH CENTERS  
JANUARY 1, 2007-DECEMBER 31, 2007  
CHILD & ADOLESCENT HEALTH CENTER SUPPLEMENTAL FUNDING SOURCES\***

**Arab Community Center for Economic and Social Services (ACCESS)**

Non-Profit Community Agencies  
Fund Raising  
Program Service Fees  
State and Federal Support  
Local and national foundations

**Alcona Community Schools**

Alcona Health Center  
Alcona Community Schools  
O’Leary Construction  
The Besser Foundation  
State Street Interiors  
Ossineke Building Supplies  
Above and Beyond Custom Cabinetry  
Clint Bohlen Marketing Strategist  
Cole’s Appliance  
Morgan Electric  
Staples  
Robert Kenyon and Sons  
PAC Painters  
Jason W. Loyer Construction and Design  
Ron Reames Masonry  
Northeastern Window and Door

**Baldwin Family Health Center, Inc.**

Non-Profit Community Agencies  
Program Service Fees  
Baldwin School District  
Family Health Care (in-kind)

**Berrien County Health Department**

Program Fees  
County  
Benton Harbor School District B In-kind

**Calhoun County Health Department**

County  
Battle Creek Health System  
Battle Creek Public Schools  
Community Mental Health  
Program Service Fees

**Center for Family Health**

Program Service fees  
330 Federal Grant  
Jackson Public School District (in-kind)  
Foundations  
Donations- Civic, Corporate and private

**Children’s Hospital of Michigan**

Detroit Public Schools  
Children’s Hospital of Michigan

**Chippewa County Health Department**

Sault Ste Marie Area Public Schools  
Sault Tribe of Chippewa Indians  
Program Service Fees  
Spaghetti Fundraiser  
Misc. Donations

**Community Health and Social Services**

Henry Ford Health System  
Community Health & Social Services Center, Inc  
DPS Western International High School  
Program Service Fees

**The Corner Health Center**

Washtenaw County  
City of Ann Arbor  
Michigan Council for the Arts and Cultural

Affairs  
Foundations  
Galens Medical Society  
Michigan Dept of Community Health – WIC  
United Way  
Program Service Fees  
Civic Clubs  
Corporations  
Individuals  
Sales of Baby Development Booklets  
Interest on savings

**Detroit Community Health Connection**

Detroit Community Health Connection  
Skillman Foundation

**Detroit Department of Health and Wellness Promotion**

Detroit Public Schools  
City of Detroit  
Network of Community Referral Agencies  
Non-Profit Community Agencies  
Program Service Fees

**Downriver Community Services, Inc.**

Downriver Community Services, Inc.  
Program Service Fees  
Bay Haven Prevention Coalition Grant  
Mount Clemens General Hospital Laboratories  
Macomb County Health Department  
New Haven School District  
Michigan Department of Community Health  
Michigan Chapter of Emergency Nurses Association ENCare  
Michigan Primary Care Association  
Richmond School District

**Family Health Center, Inc.**

Greater Kalamazoo United Way  
Kalamazoo Public Schools  
Family Health Center  
Family & Children's Services  
Kalamazoo Communities in Schools  
Kalamazoo Community Mental Health &  
Substance Abuse Services  
Kalamazoo County Health & Community Servs.  
State Farm Insurance  
Borgess Hospital  
Bronson Hospital  
Pfizer  
Ruth A. and William S. Gladstone Memorial  
Fund

**Genesys Health Foundation**

Genesys Health Foundation  
Genesys Health System  
Oakland County Health Department  
Waterford School District

**Grand Rapids Public Schools**

Grand Rapids Public Schools  
Cherry Street Health Services  
Kent County Health Department  
Michigan Dept of Community Health  
Spectrum Health  
Americorp  
National Association of Community Health  
Centers (Americorp)  
Program Service Fees

**Grand Traverse County Health Department**

Traverse City Area Public Schools  
Dental Clinics North  
Campbell Foundation of the Grand Traverse  
Regional Community Foundation  
Arrow Roofing  
Edgar Boettcher Mason Contractor, Inc.  
The Concrete Service, Inc.

Grand Traverse Children's Clinic, PC  
Grand Traverse Regional Health Care Coalition  
Robert T. Hughes Fund of the Grand Traverse  
Regional Community Foundation  
Huntington National Bank  
Kwik Print  
Individual donors  
Oleson Foundation  
Optimist Youth Foundation, Inc.  
The Rehmann Group, P.C.  
Tester Family Endowment Fund of the Grand  
Traverse Regional Community Foundation  
Traverse Reproductive and Supply Co., Inc.  
Youth Services Endowment Fund of the Grand  
Traverse Regional Community Foundation  
Michigan Medicaid  
Community Choice – Michigan  
Blue Cross Blue Shield of Michigan  
Priority Health  
Grand Traverse County Health Department  
Traverse Bay Area Intermediate School District  
Art and Mary Schmuckal Family Foundation  
Munson Healthcare  
Third Level Crisis Center  
Pine Rest Christian Counseling  
Program Fees

**Health Delivery, Inc.**

Health Delivery, Inc. (In-kind)  
City of Saginaw Schools (In-kind)  
Quest Labs (In-kind)  
Saginaw County Health Department (In-kind)  
Hearth Home (In-kind)  
United Way  
Michigan Department of Community Health  
Various Pharmaceutical Companies  
Fundraising from individuals and corporations  
Health Delivery, Inc.  
Smiles are Everywhere Mobile dental program  
Program Service Revenue  
Harvey Randall Wickes Foundation  
Zuehlke Foundation

Wickson-Link Foundation  
Nickless Foundation  
Barth Foundation  
Alice Turner Foundation

**Henry Ford Health System**

Henry Ford Health System  
Metro Health Foundation  
Detroit Public Schools B (In-kind)  
Blue Cross Blue Shield of Michigan  
Blue Cross Blue Shield Foundation  
University of Michigan – Detroit Health  
Services Research Institute  
The Skillman Foundation  
Michigan State University – FACT  
Charter One Bank  
Fifth Third Bank  
The Flinn Foundation  
School-Community Health Alliance of Michigan  
– W. K. Kellogg Foundation  
Fitzgerald Public Schools  
HFHS – Department of Pediatrics  
American Academy of Pediatrics -  
CATCH Foundation  
Macomb County Health Department  
CARE of Macomb  
MSU Macomb County Extension  
Alcoholics Anonymous- Alateen  
Turning Point  
America Lung Association  
National Kidney Foundation of Michigan  
Wayne County Medical Society

**Ingham County Health Department**

Lansing School District  
Local Government  
City of Lansing  
Blue Cross/Blue Shield of Michigan  
Other State Grants  
Individual Donations  
Lansing Area Junior League  
Foundations

Local Businesses

**Kalkaska Memorial Health Center**

Kalkaska Public Schools  
Forest Area Public Schools  
Non-Profit Community Agencies  
Kalkaska Memorial Health Center

**Mott Children’s Health Center**

Genesys Regional Medical Center  
Mott Children’s Health Center  
McLaren Regional Medical Center  
Hurley Medical Center  
Flint Community Schools  
Beecher Community Schools

**North Oakland Medical Center**

Non-Profit Community Agencies  
City of Pontiac School District (In-Kind)  
United Way of Oakland County  
Supplemental Funding Sources

**Northwest MI Community Health Agency**

Health Dept of Northwest Michigan  
Mancelona Schools  
Communities in Schools Committee  
Teen Advisory Committee  
Northern Michigan Substance Abuse Services  
Women’s Resource Center

**Oaklawn Hospital**

Oaklawn Hospital  
Albion Public Schools  
Albion Health Care Alliance  
Mansion Street OBGYN  
United Way of Albion  
Albion Rotary  
First United Methodist Church  
Citizens Lumber Towne  
Southwest Michigan Building Trades Council  
Battle Creek Glass  
Albion College

Bethel Baptist Church

**Oakwood Health Care System**

MDCH -- Office of Drug Control Policy  
City of Taylor  
Oakwood Health Care System Foundation  
Oakwood Health Care System  
Comerica Charitable Foundation  
Fund Raising  
Taylor School District  
Romulus Community Schools  
Inkster Public Schools  
Wayne-Westland Community School District  
Wayne County Health Department  
Southeast Michigan Community Alliance  
Private Industry  
Individual Contributions  
MDCH -HIV/AIDS Prevention &  
Intervention Section  
MDCH - Family Planning Program  
Department of Health and Human Services  
Michigan AIDS Fund  
United Way of Southeast Michigan

**Regional Alliance of Healthy Schools**

Ann Arbor School District  
Trinity Health Corporation  
Ypsilanti School District  
University of Michigan Health System  
United Way  
Washtenaw County Health Organization  
University of Michigan School of Nursing  
University of Michigan Dept of Family  
Medicine  
University of Michigan Dept of Pediatrics  
PTSO

**St. Clair County Health Department**

Port Huron Area School District (In- Kind)  
St. Clair County Health Department  
Program Service Fees

Other State Grants

**St. John Community Health Investment Corporation**

Detroit Public Schools  
Hazel Park Schools  
St. John Health  
Blue Cross Blue Shield Foundation  
Non-Profit Community Agencies  
MDCH-Michigan Abstinence Program  
Cornerstone Schools  
Skillman Foundation  
Covenant House

**Van Buren/Cass District Health Department**

Bangor Public Schools  
Program Service Fees  
South Haven Community Hospital  
Cooper Clinic  
Bangor Community Foundation  
Bangor Alumni Foundation  
Private grants

*\*All Child & Adolescent Health Centers and Programs health receive grants from the Michigan Department of Community Health, Michigan Department of Education and generate funds from third party payers and patient fees as applicable.*



**NON-CLINICAL ADOLESCENT HEALTH CENTER SUPPLEMENTAL FUNDING SOURCES\***

**Hackley Community Care Center**

Muskegon Public Schools (In Kind)  
Muskegon Heights Public Schools (In Kind)  
Muskegon County Health Department  
Every Woman's Place  
MSU Extension  
Weed and Seed Program

**Harbor Beach Community Hospital**

Individual Contributions  
Harbor Beach Community Schools  
Our Lady of Lake Huron Schools  
Zion Lutheran School  
Harbor Beach Fire Department  
Harbor Beach EMS  
Thumb Area Big Brothers Big Sisters  
Harbor Beach Parks and Recreation

**Henry Ford Health System**

Henry Ford Health System  
HFHS Department of Pediatrics  
Cynthia and Edsel B. Ford II  
American Lung Association  
Detroit Public Schools

**Ingham County Health Department**

County  
Local Government  
Blue Cross/Blue Shield of Michigan  
Federal grant monies

**Marquette County Health Department**

Non-Profit Community Agencies  
North Star Academy  
Powell Township School  
Westend Parenting Teen Group  
Local Appropriations

**Mott Children's Health Center**

Mott Children's Health Center  
Flint Community Schools

**Northwest MI Community Health Agency**

Health Department of Northwest Michigan  
Mancelona Schools  
Central Lake Schools  
Bellaire Schools  
Concord Academy-Antrim Schools  
Alba Schools  
Women's Resource Center  
Planned Parenthood of Northern Michigan  
Northern Michigan Substance Abuse Services  
Local Advisory Committee

**Oakwood Health Care System**

Romulus Community Schools  
Oakwood Health Care System  
Oakwood Health Care System Foundation

**Regional Alliance of Healthy Schools - Stone High School**

University of Michigan Health System  
University of Michigan School of Nursing  
University of Michigan Dept of Family Medicine  
University of Michigan Dept of Pediatrics  
Ann Arbor Public Schools  
Washtenaw County Health Organization  
United Way

**Saginaw County Health Department**

Local Appropriations

**Shiawassee County Health Department**

County Funds

Durand Schools

*\*All non-clinical adolescent health centers receive funds from the Michigan Department of Community Health, Michigan Department of Education and generate funds from third party payers and patient fees as applicable*